




2021/2022 FINANCIAL INFORMATION ACT REPORT

(Published in accordance with the Public Bodies Information Act of British Columbia, 1987, Chapter 8,
and the Financial Information Act.)




2021/2022 FINANCIAL INFORMATION ACT REPORT
STATEMENT OF FINANCIAL INFORMATION APPROVAL

The undersigned represents the Board of Governors of Camosun College and approves all the statements and schedules included in this Statement of Financial Information, produced under the *Financial Information Act*.

A handwritten signature in black ink, appearing to read 'M. Bryant', is written over a faint horizontal line.

Chair, Board of Governors
September 19, 2022

Prepared pursuant to the Financial Information Regulation, Schedule 1, Section 9



2021/2022 FINANCIAL INFORMATION ACT REPORT

MANAGEMENT REPORT

The Financial Statements contained in this Statement of Financial Information under the *Financial Information Act*, have been prepared by management in accordance with section 23.1 of the *Budget Transparency and Accountability Act* of the Province of British Columbia, in particular, the financial statements are presented in accordance therewith.


Management is also responsible for implementing and maintaining a system of internal controls to provide reasonable assurance that reliable financial information is produced.

The College's Board of Governors is responsible for ensuring that management fulfils its responsibilities for financial reporting and internal control and exercises this responsibility through the Finance and Audit Committees of the Board. The Finance Committee reviews proposed budgets, monitors financial results and reports on any significant financial matters. It meets with management 4 times a year. In addition, the Audit Committee, composed of independent Governors, appoints the external auditors, reviews the audit plan and meets with the external auditors to receive their reports prior to making recommendations to the Board of Governors. It meets a minimum of 2 times a year.

The external auditors, KPMG LLP, conduct an independent examination, in accordance with generally accepted auditing standards, and expresses an opinion on the financial statements. This examination does not relate to the other schedules and statements required by the Act. This examination includes a review and evaluation of the College's system of internal control and appropriate tests and procedures to provide reasonable assurance that the financial statements are presented fairly. The external auditors have full and free access to the Audit Committee of the Board.

On behalf of Camosun College:

Deborah Huelscher, VP Administration and CFO
September 19, 2022



2021/2022 FINANCIAL INFORMATION ACT REPORT
SCHEDULE OF GUARANTEE AND INDEMNITY AGREEMENTS

There were no guarantees or indemnities given by the College during the 2021/2022 fiscal year that required government approval prior to being given under the *Guarantees and Indemnities Regulation* (B.C. Reg. 258/87).

A handwritten signature in black ink, appearing to read 'B. Bryant', written over a faint circular stamp.

Chair, Board of Governors
September 19, 2022

A handwritten signature in blue ink, appearing to read 'Deborah Huebner', written over a faint circular stamp.

VP Administration and CFO
September 19, 2022



2021/2022 FINANCIAL INFORMATION ACT REPORT
SCHEDULE OF DEBT

The College reports no long-term debt secured by debt instruments such as debentures, mortgages and bonds for the 2021/2022 fiscal year (B.C. Reg. 371/93).

A handwritten signature in black ink, appearing to read 'M. Bryant', written over a light blue circular stamp.

Chair, Board of Governors
September 19, 2022

A handwritten signature in blue ink, appearing to read 'Deborah Huebner', written over a light blue circular stamp.

VP Administration and CFO
September 19, 2022



**STATEMENT OF REMUNERATION AND
EXPENSES FOR THE BOARD OF GOVERNORS
FOR THE YEAR ENDED MARCH 31, 2022**

Total amount of remuneration for each board member and the total amount of expenses paid to or on behalf of that board member.

Prepared under the Financial Information Regulation, Schedule 1, section 6(2), (3), (4), (5) and (6)

Name	Position	Full or Partial Year	Remuneration	Expenses	Retainers	Total	Number of meetings attended***
Ahmadi, Bijan*	Education Council Ex-Officio	Full	103,306	-	-	103,306	21
Bell, Sherri*	President Ex-officio	Partial	219,127	4,172	-	223,299	35
Bryant, Monty	Appointed Member	Full	-	2,969	2,500	5,469	41
Clarmont, Tanya	Appointed Member	Full	-	38	2,000	2,038	30
Cumberland, Joanne*	Elected Employee	Full	66,990	-	-	66,990	27
Garner, Amanda	Elected Student	Partial	-	25	1,333	1,358	8
Kaur, Puneet	Elected Student	Partial	-	200	1,333	1,533	10
Kearns, Lindsay	Appointed Member	Partial	-	-	1,333	1,333	6
Margetts, Richard	Appointed Member	Full	-	-	2,000	2,000	13
McBain, Brenda	Appointed Member	Full	-	-	2,000	2,000	16
Mojeed Ramirez, Ruth	Appointed Member	Partial	-	-	1,333	1,333	11
Palmer, Brent	Appointed Member	Partial	-	-	2,000	2,000	6
Parikh, Margie**	Appointed Member	Partial	-	-	-	-	4
Rogers, Emily	Appointed Member	Partial	-	-	666	666	18
Stubbing, Mike**	Appointed Member	Full	-	31	-	31	38
Trotter, Lane*	President Ex-officio	Partial	50,554	50,454	-	101,008	14
Umulisa, Fillette	Elected Student	Partial	-	25	666	691	8
Van Akker, Albert*	Elected Employee	Full	105,780	-	-	105,780	23
Van Gerven, Lindsay	Elected Student	Partial	-	-	666	666	4
Venoit, Phil	Appointed Member	Partial	-	-	666	666	5
			\$ 545,758	\$ 57,914	\$ 18,496	\$ 622,167	338

* Remuneration and expenses reported for elected and ex-officio board members who are employees of the College is in respect of their duties as employees.

** Margie Parikh and Mike Stubbing declined remuneration.

***Only board regular and board committee meetings are included under the number of meetings attended.



**STATEMENT OF EMPLOYEE'S REMUNERATION
AND EXPENSES
FOR THE YEAR ENDED MARCH 31, 2022**

April 1 2021 - March 31 2022

Total amount of remuneration for each employee that exceeds \$75,000 and the total amount of expenses paid to or on behalf of that employee, excluding employees who are members of the Board of Governors and excluding any amounts paid under a severance agreement.

Prepared under the Financial Information Regulation, Schedule 1, section 6 and the Financial Information Act, Section 2(3)(b)(i).

Employee Name	Remuneration	Expenses
Adu-Febiri, Francis	99,529	-
Agbay, Matthew	83,445	-
Alexander, Julie	99,609	-
Al-Haque, Mohd Rashed	98,736	500
Ali, Nancy	102,579	-
Allen, Glen	99,609	-
Amiraslany, Afshin	90,682	284
Anders, Benjamin	91,545	-
Anderson, Kristal	102,133	1,330
Archer, Robert	97,150	-
Armour, David	103,257	-
Armstrong, David	103,352	-
Ashwood-Smith, Hannah	99,609	668
Atkinson, Gillian	99,609	-
Atkinson, Tracy	89,051	-
Aveyard, Denise	85,970	-
Avis, Christopher	102,167	1,926
Ayles, Chris	100,441	655
Bai, Bao-Qin	100,302	-
Bain, John	102,025	-
Ballinger, George	99,609	-
Bambi, Jonas	99,124	5,534
Bannikoff, Sandra	99,609	-
Barbas, Efthimios	85,445	1,470
Barclay, Gulcan	95,905	1,918
Baskerville-Bridges, Robert	92,820	-
Bass, Michelle	99,812	-
Behfarshad, Ghasem	96,277	895
Belanger, Kevin	92,790	-
Benecke, Stephen	99,609	-
Beninger, Genevieve	99,730	-
Bennett, Jennifer	99,124	1,575
Bergeron, Dominic	100,258	301
Bergerud, Daniel	99,481	-
Bernard, Christiaan	135,592	2,519
Berry, Stuart	82,320	-

Biggs, Laura	94,269	300
Birch, Benjamin	88,925	-
Bocsik, Miklos	107,657	2,880
Boehme, John	99,609	399
Boraas, John	199,293	-
Borrowman, Anne	91,596	-
Bowe, Alison	99,609	397
Brewer, Monique	97,835	-
Brix, Ann	99,609	-
Broad, Kyle	105,849	-
Broom, Zoe	103,181	-
Brown, Michelle	102,916	-
Brown, Tika	99,230	914
Browning, Ian	99,124	2,217
Bruce, Robert	96,295	998
Bryan, Gwenda	99,609	-
Budlong, Robert	101,779	1,035
Bunton, Kirsten	102,688	-
Burak, Arloene	89,170	-
Burgaretta, Mary	95,142	300
Burman, Richard	96,551	123
Burrage, Peter	100,984	2,436
Butcher, Anastasia	89,466	424
Caldwell, Judy	107,732	-
Callin, Timothy	99,149	-
Calvert, Brian	103,386	-
Cameron, Brooke	81,559	341
Cameron, Ian	101,411	-
Caracciolo, Aeisha	109,644	6,307
Carr, Sandra	103,802	1,232
Casteel, Diane	86,346	1,838
Cazelais, Gilles	99,124	-
Champoux, Lynda	92,860	716
Chamut, Amber	86,703	4,274
Chan, Arnold	92,820	-
Chen, Susan	101,622	-
Chercover, Alena	75,588	-
Chia, Pei Mei	99,609	115
Chisholm, Sarah	101,634	5,668
Christensen, Sandra	92,860	14,104
Christiansen, Melanie	95,802	130
Clarke, Margie	99,416	-
Clement, Michelle	102,820	1,073
Coccola, Odette	92,330	2,272
Cockburn, Sarah	86,495	-
Coey, Brian	104,106	-
Corwin, Todd	78,296	-
Cowden, Stephen	92,820	-
Craig, Shannon	86,309	131

Cuizon, Gemma	92,334	-
Cumiskey, Jason	99,609	-
Cummings, Heather	185,485	20
Curran, Justin	99,818	-
Curtis, Miriam	75,688	3,462
Curtis, Trevor	101,841	-
Czinkota, Coralee	86,087	73
Dahl, Alyson	83,398	1,967
Davies, Alan	88,139	256
Davis, Danielle	75,052	-
Dean, Andrew	95,705	1,090
deGoey, Carmen	105,849	-
Delvillano, Heather	121,312	1,063
Denchev, Yolina	99,609	-
Dhade, Gurbinder	94,899	-
Dhillon, Jasdeep	92,820	-
Dickson, Jennifer	80,326	-
Dildy, Clifton	101,289	53
Doherty, Janet	94,453	666
Dompierre, Kerry-Ann	98,543	762
Doner, Susan	99,609	185
Donnecke, Daniel	99,124	-
Doran, James	99,449	231
Doutre, Susan	85,966	392
Downie, Robert	87,717	-
Doyle, Diane	82,592	-
Drover-Davidson, Cindy	93,471	4,294
Duncan, Alan	102,289	-
Dundas, Melvyn	102,876	-
Dunning, Troy	104,510	164
Durdle, Andrea	85,712	1,305
Elfurjani, Salah	90,736	300
Elliot, Enid	99,024	-
Ellis, Kaitlin	78,196	2,024
Evangelou, Teresa	102,048	723
Everitt, Carl	104,130	803
Farish, Tanis	78,777	2,295
Fast, Robin	100,230	229
Fayowski, Vivian	99,609	863
Fell, Peter	99,634	-
Ferguson, Donna	99,609	914
Ferguson, Stephen	111,199	771
Fernyhough, Lois	102,865	-
Fertile, Candace	100,046	-
Fisher, Blair	100,362	150
Flowers, Garret	92,981	349
Flynn, Alexandria	99,124	-
Fournier, Mark	103,660	-
Fradette, Ryan	96,821	-

Frame, Heather	103,039	668
Frost, Graham	97,896	623
Fyfe, Maria	93,543	723
Gagnon, Yannick	79,535	209
Gale, Richard	133,644	334
Garland, Evan	105,712	-
Gaudreault, Patricia	100,130	-
Giles-Pereira, Rosalind	111,996	668
Giuliani, Jennifer	99,634	1,208
Glover, Robert	106,035	-
Godwin, Leah	93,752	668
Gonzalez-Harney, Dalia	113,080	-
Gordon, John	101,634	-
Gorrie, Darryl	99,947	163
Gough, James	102,882	-
Gow, Jennifer	101,975	797
Grav, Julia	100,500	482
Greening, Doug	92,473	-
Grier, Tanya	94,300	721
Grigoryan, Narine	99,634	286
Grondin, Isabel	99,923	2,959
Guenther, Jennifer	92,717	-
Gupta, Pooja	103,660	600
Gusevskiy, Nikolay	79,634	-
Haber, Benjamin	80,345	2,157
Haden, Gillyan	108,672	155
Hadian, Shohreh	86,891	-
Hadwin, Laura	99,124	2,361
Hagreen, Vara	108,058	742
Hall, Carly	107,852	668
Halsall, Susan	99,609	995
Hannigan, Patricia	81,024	-
Hargreaves, Anna	75,602	383
Harris, Donavan	94,705	2,090
Harris, Scott	139,581	4,415
Harrison, Sybil	139,568	100
Hayashi, Akiko	98,046	254
Haynes, Sheryl	99,609	3,462
Hayre, Mandeep	107,862	1,969
Heagy, Robin	101,237	-
Hebig, Selena	84,962	668
Heerah, Imtehaze	105,270	194
Heinz, Holly	92,845	4,520
Herman, Dagmar	108,520	836
Hickey, Llan	87,809	897
Hilchey, Evan	141,910	1,255
Hlady, Deborah	148,394	-
Hoggard, Amy	107,122	2,398
Hoh, Joseph	99,124	-

Holder, Jenny	100,925	1,281
Hood, Christine	90,015	583
Hook, Nancy	85,582	-
Horie, Michael	99,609	-
Hotchkiss, Chrisa	99,609	640
Howard, Leah	99,124	-
Hrechka Fee, Jessica	99,930	5,586
Huelscher, Deborah	222,628	500
Huffman, Shauna	94,697	668
Humble, Robin	83,458	4,668
Humphries, Robert	150,475	-
Hunt, Judith	99,300	674
Hunter, Peggy	99,124	314
Hurtubise, Johanna	77,362	266
Hutmacher, Melodie	84,016	-
Iacobucci, Denise	108,175	-
Inglis, Gordon	103,528	73
Ingraham, Stephanie	106,220	-
Ipe, Alex	99,124	-
Iribarne, Jeanne	99,124	-
Isaac, Jo-Anne	94,165	3,861
Ivanov, Katrina	93,968	-
Jackson, Janet	92,820	-
Jackson, Lynnea	92,820	107
Jaffey, Marina	100,342	4,174
Jankunis, Frank	99,609	962
Jaworsky, Michelle	99,780	505
Jeffery, Roz	79,667	-
Johnson, Jamie	83,830	1,896
Johnson, Jason	93,826	-
Jones, Christopher	139,486	3,471
Jones, Kari	99,609	203
Jones, Patrick	104,471	5,152
Jung, Stan	85,077	998
Kallos, Sarah-Joy	88,477	2,542
Kandur, Sahitya Yadav	94,667	-
Kellman, Chris	97,034	998
Kemna, Angela	85,295	406
Kemp, Timothy	100,640	-
Kennedy, Janet	105,551	112
Kennedy, Sonja	101,009	-
Kerins, Kristine	103,199	2,903
Kerrigan, Neil	94,705	4,526
Keyser, Shannon	99,124	2,018
Khalifa, Nasr	123,738	-
Khimji, Zahra	93,459	205
Kiechle, Guenter	76,760	300
Kilburn, Nicole	102,710	44
Kitts, Jody	136,802	447

Klassen, Constance	108,535	1,112
Klok, Janet	89,282	-
Kohl, Diana	92,820	-
Konomoto, Elizabeth	103,635	4,000
Kosik, Ken	125,712	469
Ku, Tennyson	92,013	-
Kumar, Mahesh	107,647	1,538
Kunen, Mark	78,460	-
Lai, Raymond	99,124	-
Lambert, Denelle	97,636	82
Lambert, Jennifer	79,785	-
Lang, David	105,849	5,190
Lang, Stephen	99,609	-
Langeland, Marius	89,052	849
Lanning, Robbyn	99,124	26
Larkin, Kara	96,560	-
Larose, Patricia	99,124	655
Leather, Benjamin	79,880	300
Lee, Esther	79,407	-
Lee, John	103,249	-
Lee, Lawrence	99,709	20
Leik, Vivian	93,343	894
Lemieux, Kimberly	105,488	-
Lenihan, Beverley	99,290	-
Ley, Robin	112,787	-
Li, Diana	99,609	-
Li, Scott	98,909	389
Lidstone, Rodney	101,952	-
Lidstone, Ryan	93,654	712
Lieb, Christian	99,540	-
Lightbody, Karen	99,609	694
Lindsay, Maureen	99,540	5,299
Littlejohn, Paula	101,073	1,442
Liu, Michael	94,310	7,704
Liu, Niya	78,252	52
Lomas, Crystal	100,578	-
Loreth, Tyson	95,532	2,684
Lu, Ocean	90,239	-
Lucato, Susan	99,917	1,196
Lyall, Dorothy	111,415	2,193
Lysak, Michelle	106,926	1,029
MacPherson, Elizabeth	100,291	1,499
Maftai, Micaela	99,609	-
Maguire, Patrick	99,124	-
Mai, Nicolas	90,651	-
Malloch, Amanda	87,616	-
Mar, Len	99,609	-
Marr, Cheryl	99,609	893
Martfeld, Alexis	91,046	-

Martin, Faye	77,856	3,377
Martin, Heather	75,282	21
Martin, James	93,341	-
Mason, Rebecca	87,984	-
Maurer, Adam	75,379	1,281
Mayes, Wayne	106,271	-
McAlister, Martha	103,130	986
McCagherty, Sarah	84,866	10
McConkey, Sean	87,082	328
McCormack, Bruce	99,306	-
McCreight, Laura	92,427	2,254
McFarlan, Jacqueline	96,174	431
McIntosh, Ann	100,583	668
McKinnon, Stephen	101,622	-
McLean, Melissa	99,609	958
McMillen, Brent	99,332	4,361
Meadows, Derek	93,570	3,045
Meanwell, Neil	99,609	-
Meek, David	101,634	-
Mehta, Rajesh	99,124	-
Mekelburg, Brent	102,182	-
Meunier, Michelle	98,864	1,794
Michaud, Francis	99,281	-
Mitchell, Sandee	99,609	3,250
Moazzen Zadeh, Mozghan	94,270	309
Molnar, Charles	99,529	-
Monaghan, Holly	84,057	300
Montgomery, Patrick	103,149	-
Moore, Thalia	87,021	1,024
Moorhouse, Kelli-An	84,595	-
Morier, Christopher	100,281	-
Moroney, Peter	132,300	-
Morris, Dennis	103,686	284
Morris, Geoffrey	77,515	-
Muir, David	103,635	60
Murphy, Deidre	99,609	258
Murray, Geoff	90,849	-
Nadeau, Diane	81,094	723
Nantes, Pauline	95,594	-
Nash, Michael	101,321	-
Nelson, Edgar	101,511	-
Nemec, James	99,352	881
Nevado, Thuy	86,040	-
Newburg, Grant	89,167	-
Newstead, Christopher	95,445	1,029
Nienhuis, Thomas	75,982	300
Niwa, Maureen	99,609	-
Nohr, Lawrence	103,906	43
Norrie, Keri	88,856	998

North, Jasmine	99,609	-
Noussitou, Gilbert	104,213	-
Oakley, Julieanne	86,470	2,436
O'Connor, Alyssa	76,929	2,332
Oickle, Mark	94,508	-
Olesen, Max	82,041	-
Ormiston, Todd	101,622	2,082
Osias, Dwight	91,477	180
Ove, Peter	103,635	-
Paetkau, Laura	99,609	1,396
Panton, Douglas	91,228	-
Parkinson, Charles	101,416	1,720
Paterson, Allan	101,174	-
Pedneault, Stephanie	91,476	25
Peivast, Morteza	105,849	5,205
Pelling, Cate	99,204	-
Pendergast, Dustin	93,361	2,553
Pennell, Edward	152,758	751
Pereira, Liberty-Dawn	95,243	197
Perkin, Ronald	104,326	464
Petersen, Cristina	92,406	84
Peterson, Perry	99,124	8,516
Pettem, Katherine	99,403	-
Pettyjohn, Dwayne	109,348	893
Phillips, Jennifer	99,332	295
Pimlott, Godfried	99,609	-
Pitman, Kelly	99,127	-
Plant, Nannette	100,099	1,008
Ploughman, Elizabeth	101,700	-
Poag, Elizabeth	100,027	668
Poljak, Nina	82,371	-
Pollock, Michael	99,609	-
Popple, Steven	91,358	300
Porter, Rodney	159,218	613
Postings, Shelaina	92,442	3,793
Pozney, Tania	82,272	1,058
Price, Mark	77,363	-
Pritchard, David	81,466	5,688
Prytherch, Sian	99,609	107
Purdy, Alexandra	92,955	1,069
Puritch, Jeanne	103,565	3,472
Puszczalowski, Philip	79,979	-
Quinless, Jacqueline	91,317	-
Raju, David	82,661	-
Rao, Asha	99,633	4,001
Rayson, Todd	95,219	1,733
Read, Nicholas	111,568	-
Reeve, Daniel	99,149	-
Reid, Alasdair	99,862	-

Riecken, Theodore	101,341	-
Rivadeneira Astudillo, Jorge	79,681	4,116
Robb, Leanne	87,272	668
Robbins, Lynda	110,537	-
Robertson, Lisa	103,603	263
Robinson, Liisa	103,635	481
Robson, Beverley	85,835	2,141
Rodrigues Junior Russi, Jaime	76,016	53
Roe, Sarah-Jayne	104,121	5,686
Rook, Rusty	99,609	483
Ross, Kristin	99,609	-
Rumpel, Steven	131,461	570
Rusekampunzi, Augustin	99,609	-
Russell, Robert	103,372	668
Ryan, Emily	92,255	818
Sacilotto, Laura	99,609	668
Samsonoff, Dale	89,871	2,267
Sandford, Hilary	99,124	84
Schaerer, Saryta	114,563	79
Schmidt, Mercedes	104,527	5,539
Schroeder, Michael	97,416	-
Schudel, Emily	99,609	2,109
Scott, Patricia	93,345	-
Scott, Stephen	103,635	7,368
Sehn, Eric	150,500	779
Severyn, Barbara	168,839	89
Sheldrake, Charlotte	85,330	32
Shepherd, Laura	99,609	-
Shewaga, Silvija	76,302	5,372
Shewey, Janice	95,355	931
Shpak, Dale	84,512	832
Silden, Eva	99,609	3,791
Sillem, Nikolaas	94,705	326
Simcoe, Janice	127,084	50
Smedley, Rosemary	77,385	-
Smith, Cynthia	150,459	-
Smith, Derek	101,357	524
Smith, Mavis	101,523	131
Solomonson, Heather	79,507	1,360
Sondheim, Amie	93,345	143
Sorensen, Robert	99,124	744
Southern, Dawn	108,658	583
Spearman, Richard	79,264	-
Sperling, Claudia	118,605	-
Stask, Christopher	101,038	42
Stekelenburg, Lisa	83,948	435
Stephens, Jacqueline	88,410	-
Stewart, Michael	99,394	-
Stickney, Gordon	112,220	105

Stone, Jennifer	119,136	3,990
Stratford, James	140,278	-
Stretch, Lindsay	94,949	-
Stride, Richard	150,500	-
Strobl, Margit	99,609	914
Stubbs, Neil	99,124	-
Stull, Joshua	99,720	16
Sturgill, Sean	92,820	723
Stuss, David	99,634	405
Sunderland, Andree	99,609	242
Suraci, Jana	96,903	-
SurrIDGE, Blair	99,119	318
Swanwick, Mark	101,565	-
Sykes, Ryan	99,609	1,175
Tamosiunas, Joel	99,419	-
Tanigawa, Katie	88,575	-
Tavares, Cecilia	101,098	668
Taylor, Wendy	103,635	1,100
Telford, John	101,137	1,079
Thompson Wagner, Christiani	86,998	-
Thompson, Rob	87,284	252
Thomson, Daryl	107,981	-
Tol, Ian	148,025	127
Tomines, Jose	90,833	-
Tonks, Randal	99,124	470
Towne, Scott	94,136	-
Travers, Nicholas	99,124	-
Tudor, Tara	99,293	-
Turner, Andrea	88,812	4,668
Underwood, Larry	78,938	9,288
Van Alderwegen, Anneke	99,609	250
Van de Vegte, Joyce	104,731	450
Van Oort, James	99,609	-
Vaux, Darren	121,330	963
Verjinschi, Bogdan	98,919	-
Vernon, Anthony	99,124	2,126
Vis, Alfred	101,582	518
Vos, Peter	94,705	-
Vreugdenhil, Philip	106,670	-
Wadsworth, Kerry	100,096	383
Wakefield, Ronald	87,017	-
Walker, Ross	96,209	-
Walker-Duncan, Steven	107,664	4,062
Wassermann, Brent	103,149	163
Waterhouse, Kathryn	95,251	-
Weaver, Michael	101,904	756
Weimer, Melody	104,011	3,412
Wells, Aaron	80,539	5,006
West, Elizabeth	99,761	1,047

Wieler, Susana	99,609	18
Wiewiorowski, Jayna	78,452	522
Willbond, Mary	99,609	668
Wilmshurst, Geoffrey	183,133	13,198
Wilson, Andrew	102,484	-
Wilson, Susan	78,938	11,841
Wilton, Bree	99,634	-
Won, Stephanie	101,260	861
Wong, Bill	99,609	149
Wong, Regina	102,016	2,489
Wonsiak, Tessa	80,134	9,905
Wood Meszaros, Aileen	93,306	668
Woodrow, Sandra	98,932	2,012
Worrall, Richard	101,038	4,072
Wrate, Cynthia	103,635	-
Wrean, Patricia	92,761	412
Yacucha, Keith	93,865	1,029
Yakimoski, Nancy	99,609	-
Yang, John	102,045	-
Yilmaz, Cuma	101,634	-
Yutani, Lynelle	100,504	191
Zaleski, Leta	99,609	4,099
Zamluk, Corrine	99,609	1,250
Zapp, Dawn	101,195	146
Zehr, Lori	100,373	101
Zeldin, Daniel	98,844	3,034
	<hr/>	<hr/>
Total over \$75,000	\$ 49,875,818	\$ 462,402
Total for employees earning less than \$75,000	\$ 38,895,455	\$ 441,439
Total All Employees	<u>\$ 88,771,273</u>	<u>\$ 903,841</u>

Severance Information:

Number of agreements 2

Number of equivalent month's gross salary 18

Prepared under the Financial Information Regulation, Schedule 1, section 6(7)

April 1 2021 - March 31 2022

Reconciliation

Total remuneration for Members of the Board of Governors	\$	564,254
Total remuneration for other employees	\$	88,771,273
		<hr/>
Subtotal	\$	89,335,527
		<hr/>
Total per Note 13. Expenses by object:	\$	117,167,927
		<hr/>
Variance		<u><u>(27,832,400)</u></u>

Explanation of variance:

Prepared under the *Financial Information Regulation* , Schedule 1, section 6 and the *Financial Information Act* , Section 2(3)(b)(i).

Amounts disclosed in these schedules differ from total expenses disclosed in the Statement of Operations due to adjustments required in the Statement to comply with Generally Accepted Accounting Principles.



**PAYMENTS TO CORPORATIONS, FIRMS AND
INDIVIDUALS FOR SUPPLIES OR SERVICES
RENDERED
FOR THE YEAR ENDED MARCH 31, 2022**

April 1 2021 - March 31 2022

Prepared under the Financial Information Regulation, Schedule 1, section 7 and the
Financial Information Act, Section 2.

Vendor	Amount
4imprint Canada	25,514
Accreditation Canada	37,958
Acklands - Grainger Inc	25,520
Aditya Bhati	43,893
Air Liquide Canada Inc	65,054
Apple Canada Inc	36,737
Applied Engineering Solutions Ltd.	43,258
Aral Construction	47,992
Barry-Hamel Equipment Ltd	32,828
Bartle & Gibson Co Ltd	75,541
BC Electrical Association	30,711
BC Hydro & Power Authority	771,524
BC Mail Plus	33,605
BC Net	802,988
BC Pension Corp	8,188,373
BC Transit	70,200
Blackbaud Inc	48,817
Blackboard Canada Inc.	116,862
B-Line Medical Llc	30,043
Brenric Construction Ltd	48,087
Bunzl Cleaning & Hygiene	177,522
Camosun College Foundation	38,715
Canada Homestay Network	157,516
Canadian Edge International Corp	31,821
Canadian Education Link	25,209
Canadian Linen And Uniform Service Corp.	64,267
Canam Consultants	47,808
Canem Systems	1,252,906
Cansel	36,214
Cardinal Health Canada Inc	105,270
Cascade Raider Holdings Ltd.	37,583
Cengage Canada	197,194
Century Group Inc	1,044,194
Change Healthcare	55,771
Charter Telecom Inc	75,775
Chase Office Interiors	38,435
Chetanya Career Consultants Pvt Ltd	52,491
Climate Action Secretariat	52,264
Colleges And Institutes Canada	38,097
Compugen	455,730
Computrain It Pvt Ltd	26,748
Corp Of The Dist Of Saanich	199,090
Cox, Taylor Barristers & Solicitors	25,507
CSA Canadian Standards Association	77,095

Decoda Literacy Solutions Society	187,100
Dentsply Sirona Canada Ltd	33,444
Diamond Athletic Medical Supplies Inc.	76,140
Digital Architecture	42,745
District of Saanich	48,645
E B Horsman & Son	162,946
E.S. Williams & Associates	28,182
Ebsco Canada Ltd	38,895
ECS Electrical Cable Supplies	26,175
Ellucian Technologies Canada	565,538
Festo Didactic Ltd	43,038
Fisher Scientific Company	28,850
Flynn Canada Ltd.	519,927
Footprints Security Patrol Inc	430,653
Formech USA	94,106
Fortis BC	535,831
Francisco Vargas	83,329
Fulcrum Management Solutions Ltd	26,880
GE Healthcare	182,756
Gilda M. Torres Rojas	33,236
Global Industrial Canada Inc.	39,264
Global Payments	487,258
Goodwin Studio Ltd	26,856
Graphic Office Interiors Ltd	70,203
Greater Victoria School Board	145,205
Gregg Distributors BC Ltd.	55,373
Guard. Me International Insurance	98,095
Harris & Company LLP	327,383
Hazpro Environmental Ltd	37,153
Heatherbrae Builders Co Ltd	6,444,143
Henry Schein Canada, Inc.	158,222
HES PV	26,387
Home Lumber & Building Supplies	92,037
Homewood Health Inc	56,237
Honeywell Limited	45,070
Houle Electric Ltd.	200,896
Hu-Friedy Mfg. Co. LLC	51,059
IDP Education	104,422
Infosilem Inc	32,258
Intertechnology Inc	344,934
Island EHS	33,195
Island Temperature Controls Ltd	70,350
John Wiley & Sons Ltd	142,292
Jones & Bartlett Learning	28,220
Justin Thiessen	39,901
K-Bro Linen Systems Inc	44,550
Kingsview Construction Ltd	40,422
KMS Tools	61,666
KPMG LLP	110,240
Leaders International Executive Search	41,094
Liesch Interiors Ltd	37,769

Login Brothers Canada	337,866
Long View Systems Corporation	25,029
Lumberworld Ltd	35,951
Manulife Financial	7,753,714
Mark's Commercial	38,453
Mcgraw-Hill Ryerson Limited	94,143
Medline Canada Corp.	25,015
Microserve Business Computers	993,133
Microsurvey Software Inc	25,001
Minister Of Finance	2,424,271
Modern Campus	45,669
Moneris	91,812
Monk Office	122,343
Morgan Electrical Group Ltd.	50,757
Motorize Electric Vehicles	25,367
MPS Macmillan Publishing Services	64,861
Muskoka Language International	59,400
MVCC Video Communications Corp	28,738
NATG Integrated Systems	194,562
Nebraska Book Company	35,029
Oxford Univ Press	110,165
Pacific Institute For Sport	679,684
Parker Johnston Industries Ltd	742,457
Passion Sports	39,542
Pearson Canada Inc.	369,415
Polaris Leadership Inc.	60,484
Post Secondary Employers' Association	49,875
Postage By Phone	25,000
Powerschool Canada ULC	61,421
Proquest LLC	48,857
Q-Lab Corporation	71,071
Quadrant Marine Institute Inc	27,332
Queens Printer	185,336
Rapid 3D Ltd.	62,020
Receiver General For Canada	5,113,483
RFS Canada	114,615
Richmond Elevator	136,773
Ricoh Canada Inc	82,036
Rogers Mobile	120,323
Saltspring Island Literacy	29,889
Samuel, Son & Co Ltd	51,407
Sandman Hotels	204,847
Santa Monica Study Abroad Pvt Ltd	71,689
Schneider Electric Canada Inc	34,574
School District 62	137,879
School District 63	50,067
Scott Architecture	73,090
Signs Of The Times Ent Inc	36,252
Simon Fraser University	181,351
Skillsource	153,846
Slegg Building Materials	25,420

Softdocs Inc	91,763
Spicers Canada ULC	88,896
Staples	37,295
Strathcona Park Lodge	32,411
Super Save Group	146,315
Syntellis Performance Solutions LLC	76,952
Sysco Victoria	233,933
Telus	97,360
Telus Custom Security Systems	45,630
Thi Ai T. Le	26,793
Thinkspace Architecture Planning Interior	875,730
Thrifty Foods	26,198
Thynk Leadership Inc	26,775
Top Quality Coatings Ltd	71,597
Tophat	47,444
Uline Canada Corp	56,129
Univ Of Toronto Press Inc	36,362
University Of Victoria	46,965
Vancouver Island University	534,876
Vancouver Island Varsteel	79,292
Victoria Conservatory Of Music	185,000
Victoria Literacy Connection	29,889
West Coast Expeditions	30,323
Westcoast Roof Inspection	55,288
Wilson's Transportation Ltd	78,511
Worksafe Bc	254,248
WSP Canada Inc	27,313
Yellow Pencil Inc	101,798
Yorkland Controls Limited	25,303
You Can Learn International Student Services	41,489
Zeidler Architecture	101,144
Zihui J. Wang	39,247
Zoom Video Communications Inc	41,323

Total over \$25,000	\$ 52,880,203
----------------------------	----------------------

Total less than \$25,000	\$ 5,288,492
---------------------------------	---------------------

Grand total	\$ 58,168,695
--------------------	----------------------

April 1 2021 - March 31 2022

Reconciliation

Total of aggregate payments exceeding \$25,000 paid to suppliers	\$ 52,880,203
Consolidated total of payments of \$25,000 or less paid to suppliers	\$ 5,288,492
Consolidated total of all grants and contributions exceeding \$25,000	\$ -
	<hr/>
Subtotal	\$ 58,168,695
Total per Note 13. Expenses by object	\$ 30,277,739
	<hr/>
Variance	<u>27,890,956</u>

Explanation of variance:

Prepared under the *Financial Information Regulation* , Schedule 1, section 7 and the *Financial Information Act* , Section 2.

Amounts disclosed in these schedules differ from total expenses disclosed in the Statement of Operations due to adjustments required in the Statement to comply with Generally Accepted Accounting Principles.